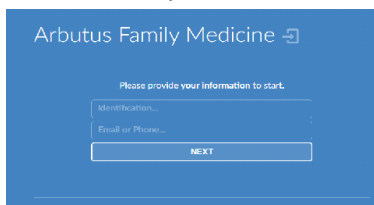


## How to Cancel an Appointment Online:

1. Go to <https://www.arbutusfamilymedicine.ca/> and click Patient Login



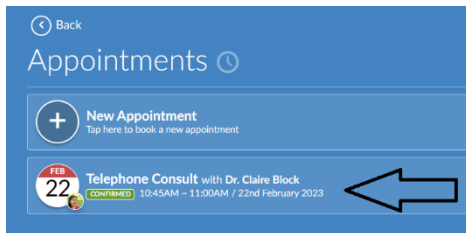
2. You will need your MSP number and your phone number or email address to login



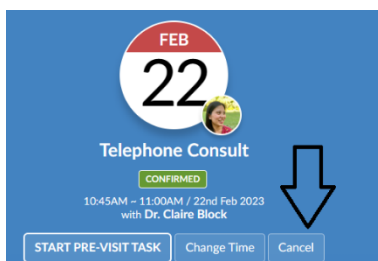
3. Once logged in select "Appointments"



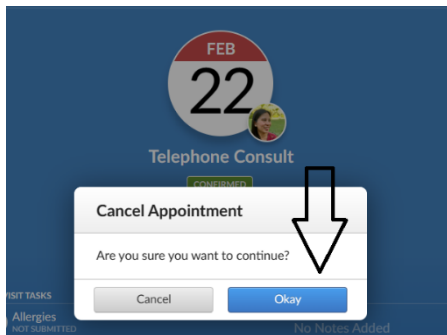
4. Click on the appointment you wish to cancel



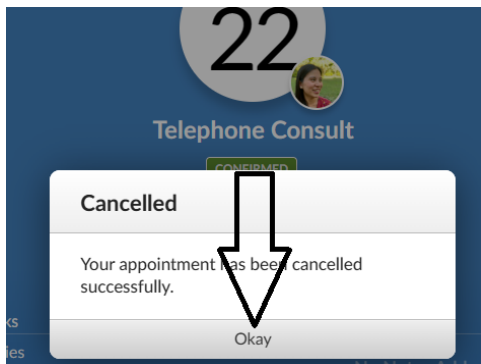
5. Click cancel



6. A box will pop asking if you are sure you want to cancel, click "Okay"



7. A notification will pop up saying your appointment has been cancelled, click "Okay"



You're done!